

### DISCOVERING HIGH-GRADE GOLD WITH DISTRICT SCALE POTENTIAL IN NORTHWESTERN ONTARIO

## 2026 DRILL PROGRAM

Exploring the flagship **Gold Rock Camp** and Regional Targets - Hyndman and Sherridon.

### GOLD ROCK EXPLORATION PLAN

- 1 Fully Define the Structures and Controls of the High-Grade at the Gold Rock Target Area
- 2 Fully Define the Stacked Structures Discovered at Gold Rock in 2025
- 3 Prove the Periodicity Beginning at the Mud Lake Discovery
- 4 Develop Multiple Target Areas in the Gold Rock Camp (20km strike length)
- 5 Fully funded 32,000 Meter Drill Program Strategically Focused at Gold Rock

## KEY VALUE DRIVERS

### EXPERIENCED MANAGEMENT

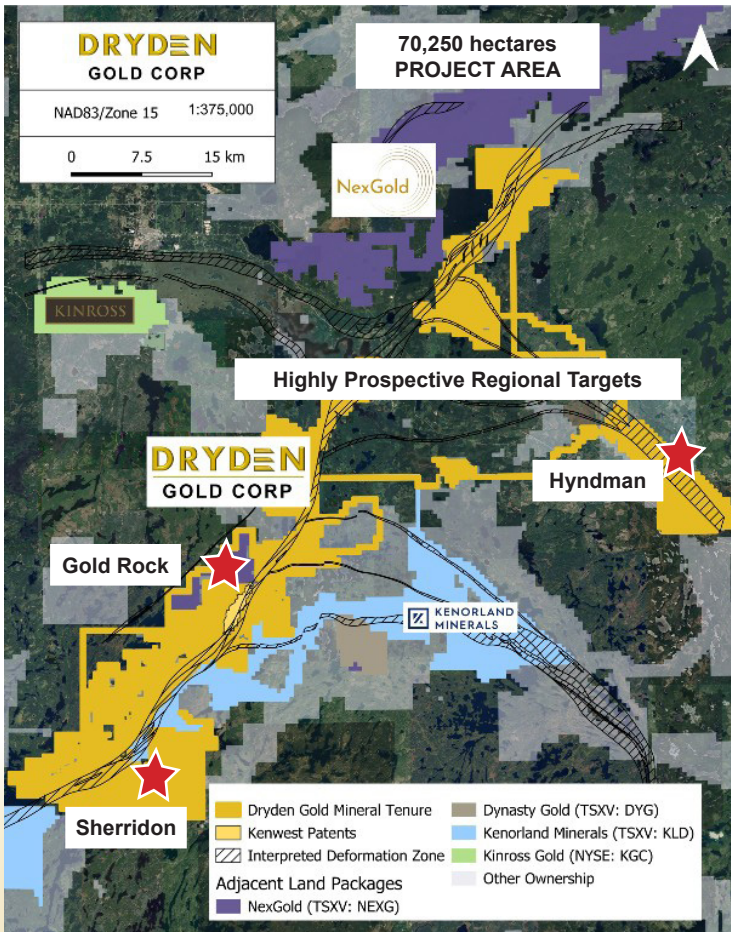
- A board of Directors with a history of success in navigating M&A
- Technical team with extensive **regional experience**

### INVESTMENT UPSIDE

- Canada's newest high-grade gold district
- 2026 fully funded exploration program
- Near surface, high-grade gold in the Gold Rock Camp
- Under explored and never tested at depth
- Regional Greenfield targets at Hyndman & Sherridon
- Strategic shareholders: Centerra Gold 9.99%, Alamos Gold 10.57%

### FAVOURABLE MINING JURISDICTION

- Excellent infrastructure
- Year round drilling at industry low costs
- Significant tax benefits and government grants
- Collaborative relationships with First Nations communities



## GOLD ROCK CAMP

**EXCEPTIONAL** high-grade gold intercept \*historic hole\*

**3,497 g/t** gold over **8.50 meters**, including **53,700 g/t** gold over **0.55 meters**.



### MULTIPLE STACKED HANGING WALL STRUCTURES

Showing: **301.67 g/t** gold over **3.90 meters**, including **1,930 g/t** gold over **0.60 meters**.



Scan for more VG photos!





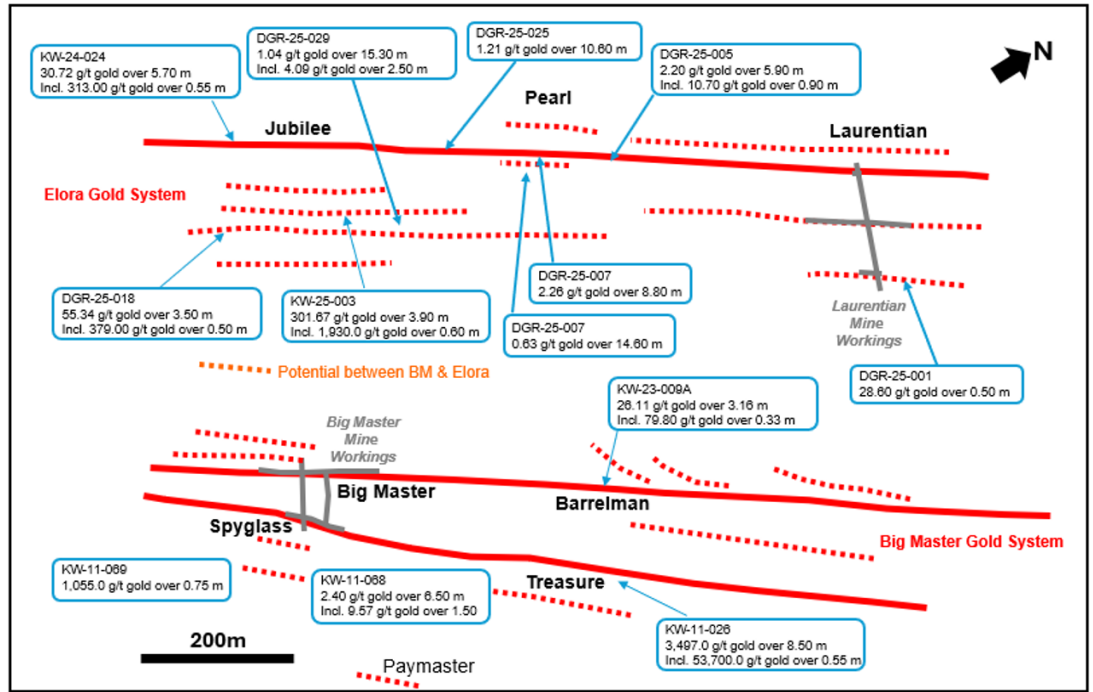
# THE NEXT RED LAKE CAMP?

- Similar geological setting, rock types and dykes with regional folding
- Near surface, high-grade free gold in an Archean lode gold setting
- Structural geometry – gold bearing shear corridor with secondary mineralized stacked structures and dykes
- Favorable geological gold traps for high-grade structures
- Robust gold system with the same three known types of mineralization as Red Lake
- Archean lode gold systems extend 2km or greater like Red Lake, Kirkland and Timmins
- Dryden District has never been tested at depth



## GOLD ROCK TARGET AREA

### Drill Highlights | Multiple Mineralized Structures



Scan for  
Exploration  
Video  
Updates

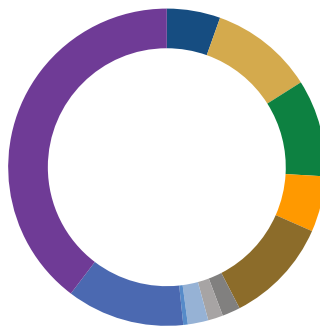


### SHARE STRUCTURE

As at February 1, 2026.

Current Issued & Outstanding	217,601,618
Warrants Outstanding	12,991,728
ESOP Options Outstanding	9,400,000
<b>Fully diluted</b>	<b>239,993,346</b>
Cash balance	\$10,800,000

### MAJOR SHAREHOLDERS



### LEADERSHIP

<b>Trey Wasser</b> CEO, Director	<b>Jason Jessup</b> Independent Director
<b>Maura Kolb, P.Geo</b> President	<b>Christina McCarthy</b> Independent Director
<b>Anna Hicken, P.Geo</b> VP Exploration	<b>Darin Wagner</b> Advisor
<b>Scott Kelly</b> CFO, Director	<b>Stephen Kenwood</b> Advisor
<b>Ben Frieman</b> Advisor	<b>Gary Baschuk</b> Advisor

### NEWSLETTER WRITER COVERAGE

<b>Jeff Clark</b> <a href="#">The Gold Advisor</a>	<b>Brien Lundin</b> <a href="#">The Gold Newsletter</a>	<b>Chen Lin</b> <a href="#">Chen's Stock Picks</a>
---	--	---

### ANALYST COVERAGE

<b>Clarus Securities</b> Varun Arora	<b>SCP Resource Finance</b> Brandon Gaspar	<b>Couloir Capital</b> Ron Wortel	<b>KPG Capital</b> Pranta Sen Gupta	<b>Independent Analyst</b> Eric Lemieux, M.Sc. P. Geo.
---	---	--------------------------------------	--	---

**Acknowledgements & Forward-Looking Statements** Dryden Gold Corp acknowledges all Indigenous Peoples and that it is operating on the traditional homelands of the Wabigoon Lake Ojibway Nation and Eagle Lake First Nation. Certain statements contained herein constitute "forward-looking statements" within the meaning of the applicable Canadian securities legislation. These forward-looking statements are based on current expectations, estimates and projections about the Canadian mining and mineral exploration industry based on management's beliefs and certain assumptions made by management. Readers are cautioned that such forward-looking statements are not guarantees of future performance and are subject to risks, uncertainties and assumptions that are difficult to predict and the actual results and performance of Dryden Gold Corp. (the "Company") may differ materially from the results implied by such statements. Readers are cautioned not to place undue reliance on any forward-looking statements. Unless otherwise required by law, the Company also disclaims any obligation to update its view of any such risks or uncertainties or to announce publicly the result of any revisions to the forward-looking statements made here. This document contains proprietary information that is the property of Dryden Gold Corp. Neither this document, nor the proprietary information contained herein, shall be published, reproduced, copied, disclosed or used for any other purpose, other than the review and consideration of this document. This factsheet is not an offer, nor the solicitation of an offer to buy any securities. Such an offer, if made, will be made only through a prospectus or other such document issued in accordance with applicable securities laws, and other applicable laws, rules and regulations. Or pursuant to the applicable exemption from the requirement to deliver a prospectus, in accordance with applicable laws. Historical statements contained in this document regarding past activities should not be taken as a representation that such trends or activities will continue in the future. In particular, historical results should not be taken as a representation that such trends will be replicated in the future. No statement in this document is intended to be nor may be construed as a profit forecast. An investment in the Company is speculative and involves substantial risk and is only suitable for investors that understand the potential consequences and are able to bear the risk of losing their entire investment. Investors should consult with their own legal, tax and financial advisors with respect to all such risks before making an investment. The Company is in the early stage of development and has a limited operational history, making it difficult to accurately predict business operations. The Company has limited resources and may run out of capital prior to becoming profitable. The Company may fail and investors may lose their entire investment. The technical disclosure in this factsheet has been approved by Maura J. Kolb, M.Sc., P.Geo. a Qualified Person as defined by National Instrument 43-101 of the Canadian Securities Administrators.

www.drydengold.com  
ir@drydengold.com

TSXV: DRY | OTCQB: DRYGF | FSE: X7W

ACCESS OUR LATEST  
INVESTOR DECK

