



# TECHNOLOGY METALS AUSTRALIA LIMITED

(ASX: TMT)

## INVESTOR PRESENTATION JUNE 2017

***“Building a World-Class Renewable Energy Company”***

# Important Information

All currency amounts are in AUD\$ unless stated otherwise.



## Disclaimer

This presentation has been prepared by Technology Metals Australia Limited ("Company"). It does not purport to contain all the information that a prospective investor may require in connection with any potential investment in the Company. You should not treat the contents of this presentation, or any information provided in connection with it, as financial advice, financial product advice or advice relating to legal, taxation or investment matters.

No representation or warranty (whether express or implied) is made by the Company or any of its officers, advisers, agents or employees as to the accuracy, completeness or reasonableness of the information, statements, opinions or matters (express or implied) arising out of, contained in or derived from this presentation or provided in connection with it, or any omission from this presentation, nor as to the attainability of any estimates, forecasts or projections set out in this presentation.

This presentation is provided expressly on the basis that you will carry out your own independent inquiries into the matters contained in the presentation and make your own independent decisions about the affairs, financial position or prospects of the Company. The Company reserves the right to update, amend or supplement the information at any time in its absolute discretion (without incurring any obligation to do so).

Neither the Company, nor its related bodies corporate, officers, their advisers, agents and employees accept any responsibility or liability to you or to any other person or entity arising out of this presentation including pursuant to the general law (whether for negligence, under statute or otherwise), or under the Australian Securities and Investments Commission Act 2001, Corporations Act 2001, Competition and Consumer Act 2010 or any corresponding provision of any Australian state or territory legislation (or the law of any similar legislation in any other jurisdiction), or similar provision under any applicable law. Any such responsibility or liability is, to the maximum extent permitted by law, expressly disclaimed and excluded.

Nothing in this material should be construed as either an offer to sell or a solicitation of an offer to buy or sell securities. It does not include all available information and should not be used in isolation as a basis to invest in the Company.

## Future matters

This presentation contains reference to certain intentions, expectations, future plans, strategy and prospects of the Company.

Those intentions, expectations, future plans, strategy and prospects may or may not be achieved. They are based on certain assumptions, which may not be met or on which views may differ and may be affected by known and unknown risks. The performance and operations of the Company may be influenced by a number of factors, many of which are outside the control of the Company. No representation or warranty, express or implied, is made by the Company, or any of its directors, officers, employees, advisers or agents that any intentions, expectations or plans will be achieved either totally or partially or that any particular rate of return will be achieved.

Given the risks and uncertainties that may cause the Company's actual future results, performance or achievements to be materially different from those expected, planned or intended, recipients should not place undue reliance on these intentions, expectations, future plans, strategy and prospects. The Company does not warrant or represent that the actual results, performance or achievements will be as expected, planned or intended.

## Competent Person's Statement

The information in this presentation that relates to Exploration Results are based on information compiled by Mr Ian Prentice. Mr Prentice is a Director of the Company and a member of the Australian Institute of Mining and Metallurgy. Mr Prentice has sufficient experience relevant to the styles of mineralisation and types of deposits which are covered in this presentation and to the activity which they are undertaking to qualify as a Competent Person as defined in the 2012 edition of the 'Australasian Code for Reporting of Exploration Results, Mineral Resources and Ore Reserves' ("JORC Code"). Mr Prentice consents to the inclusion in this presentation of the matters based on his information in the form and context in which it appears.

*The information in this report that relates to Mineral Resources are based on information compiled by Mr Galen White. Mr White is a Principal Consultant with CSA Global and a Fellow of the Australian Institute of Mining and Metallurgy. Mr White has sufficient experience relevant to the styles of mineralisation and types of deposits which are covered in this report and to the activity which they are undertaking to qualify as a Competent Person as defined in the 2012 edition of the 'Australasian Code for Reporting of Exploration Results, Mineral Resources and Ore Reserves' ("JORC Code"). Mr White consents to the inclusion in this report of the matters based on his information in the form and context in which it appears.*

## Exploration Targets

The terms "Target" or "Exploration Target" where used in this presentation should not be misunderstood or misconstrued as an estimate of a Mineral Resource as defined in the JORC Code and therefore the terms have not been used in this context. Exploration Targets are conceptual in nature, there has been insufficient exploration to define a Mineral Resource and it is uncertain further exploration will result in the determination of a Mineral Resource.

# Investment Highlights

## *"Invest in a World-Class Vanadium Opportunity"*

**Technology Metals Australia (TMT)** A\$6.8 million market capitalisation, EV of A\$3.8 million\* listed on ASX 21 December 2016 after raising \$4.0 million.

**Wholly Owned Gabanintha Vanadium Project;** 5.5km strike length of mineralised layered mafic igneous unit along strike from Australian Vanadium Limited's (ASX: AVL market cap ~A\$22m, EV ~A\$17.5m) Gabanintha Vanadium Project.

**Maiden Inferred Resource;** with high grade basal zone of **29.5Mt at 1.1%  $V_2O_5$**  within an overall 62.8Mt at 0.8%  $V_2O_5$  based on maiden 36 hole RC drilling program in Northern Block of Gabanintha Vanadium Project delivered within 6 months of listing.

**Global Comparatives;** Largo Resources, Inc. (TSX:LGO market cap CN\$194m) operating high grade Maracas Menchen Mine, Bahia State, Brazil and TNG Limited (ASX:TNG market cap A\$106, EV ~A\$99m) developing Mount Peake vanadium – titanium – iron project in NT.

**Vanadium Market;** supply crunch in period of expected dramatic demand increase driven by market penetration of Vanadium Redox Batteries (VRB's)

\* As at 9 June 2017; assumes conversion of Performance Shares A

# Corporate Overview



Company Snapshot	
ASX Code	TMT
Est. cash (as at 9 June 2017)	\$3.0m
Market Cap (as at 9 June 2017)	\$6.8m
Shares on issue*	35.1m
Options (\$0.25 – 31/12/19 expiry)	15m
Performance Shares B*	10m
Enterprise Value	\$3.8m



Top Shareholders	As at 9 June 2017	Pro Forma*
Twentieth Century Motor Company	7.37%	26.4%
Bellaire Capital PL	4.65%	3.33%
Station Nominees PL	2.49%	8.90%
Matthew Steven Klein	2.07%	1.48%
Top 20 Shareholders	35.3%	53.4%

*"A company that provides multi-megawatt energy storage solutions using vanadium redox fuel cells. That's one of the coolest things I've ever said out loud!"*

**- President Obama**

\* Assumes conversion of Performance Shares A

# Company Board and Management



**Michael Fry**

**Non-Executive Chairman**

Michael Fry holds a Bachelor of Commerce degree from the University of Western Australia, is a Fellow of the Financial Services Institute of Australasia, and is a past member of the Australian Stock Exchange.

Mr Fry has extensive corporate and commercial experience, financial and capital market knowledge and a background in corporate treasury management.



**Ian Prentice**

**Executive Director**

Mr Prentice is a Member of the Australasian Institute of Mining and Metallurgy and holds a Bachelor of Science (Geology) from the University of Western Australia.

Mr Prentice has served as a Director for a number of ASX-listed resource companies, with activities ranging from exploration and project acquisition in Asia and Africa through to gold production in Australia.



**Sonu Cheema**

**Non-Executive Director and Company Secretary**

Mr Cheema has completed a Bachelor of Commerce majoring in Accounting at Curtin University and is a member of CPA Australia.

Mr Cheema holds the position of Accountant and Company Secretary for Cicero Corporate Services and has over 10 years' experience working with public and private companies in Australia and abroad.

# Vanadium Market

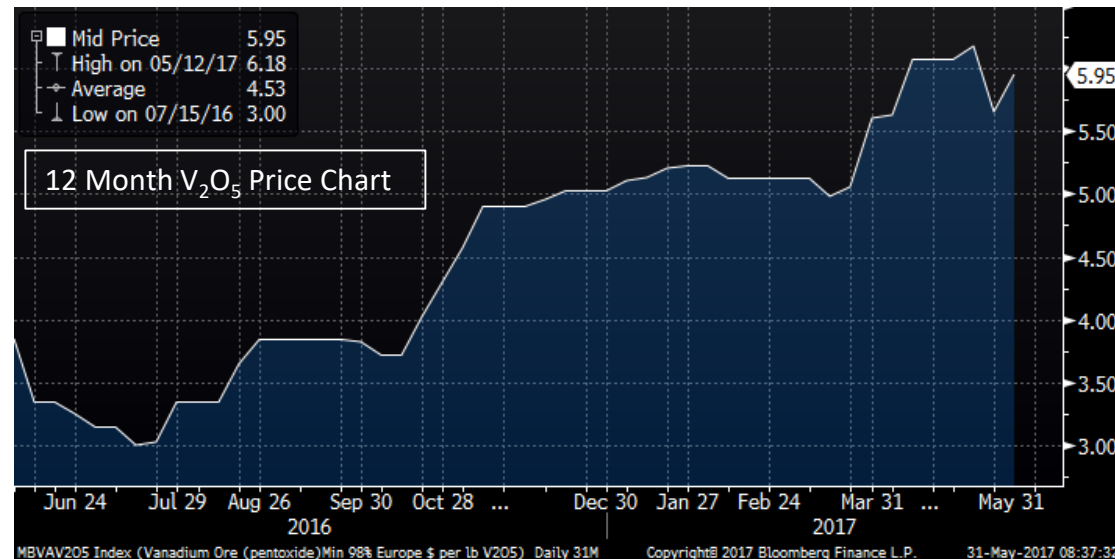
- **Vanadium predominantly used in steel production;** however significant market growth is expected to be driven by the emerging energy storage (battery) sector.
- Global vanadium production has been running at 80,000 to 90,000tpa.
- Concentrated supply historically dominated by China (+55%), Russia (+15%) and South Africa (~10%).
- Production predominantly as a co-product from steel mills (+60%), then primary sources (~25%) and the balance from secondary sources.
- Reduced processing of magnetite ore for steel production has resulted in a dramatic reduction in co-product supply.
- Primary producers ideally placed to meet increasing demand with stable supply.



Source: Roskill, 2015; TTP Squared Inc, 2014

# Vanadium Demand

- **Expected to increase** to 131,000tpa by 2025 (source: Roskill), excluding significant growth in the energy storage (battery) sector.
- Increased intensity of use of vanadium in steel in developing countries to drive most near term growth.
- Vanadium intensity in China currently 0.05 kgV/ton of steel compared to 0.096 kgV/ton of steel in North America.
- The addition of around 0.2% vanadium content increases steel strength up to 100% and reduces weight for the same use by up to 30%.





# Market Disruptor

- **Efficient storage** of renewable energy is driving the development of the battery industry, with global storage capacity expected to grow to 185 Gwh over the next few years (source; Lux Research).
- If 30% of this expected capacity is taken up over time by Vanadium Redox Batteries this would result in 300,000 tonnes of new vanadium demand.
- Demand increase from Vanadium Redox Batteries expected to accelerate from about 2020 as further technological developments improve the competitive advantage.
- Widespread adoption of Vanadium Redox Batteries could increase demand for vanadium by 10,000 – 20,000tpa by 2025, compared with consumption of 1,000 tonnes in 2014.

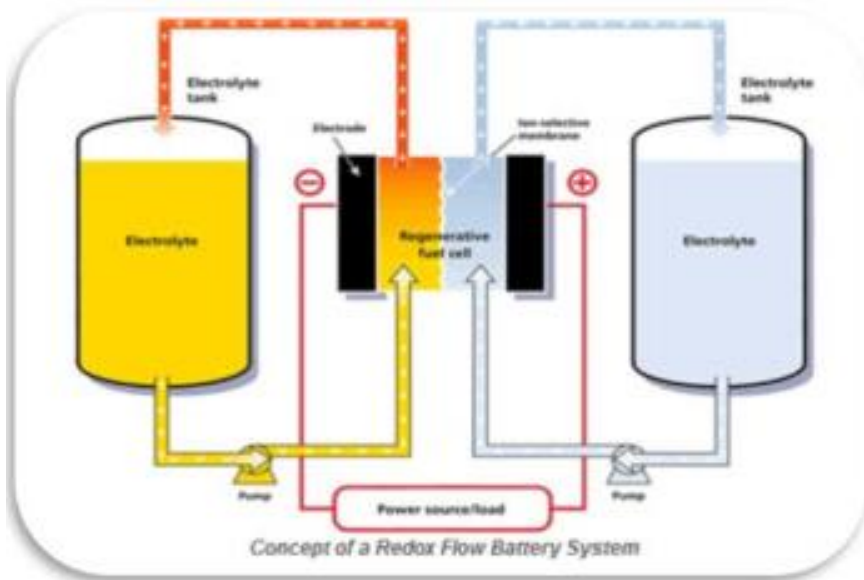




# Vanadium Redox Batteries

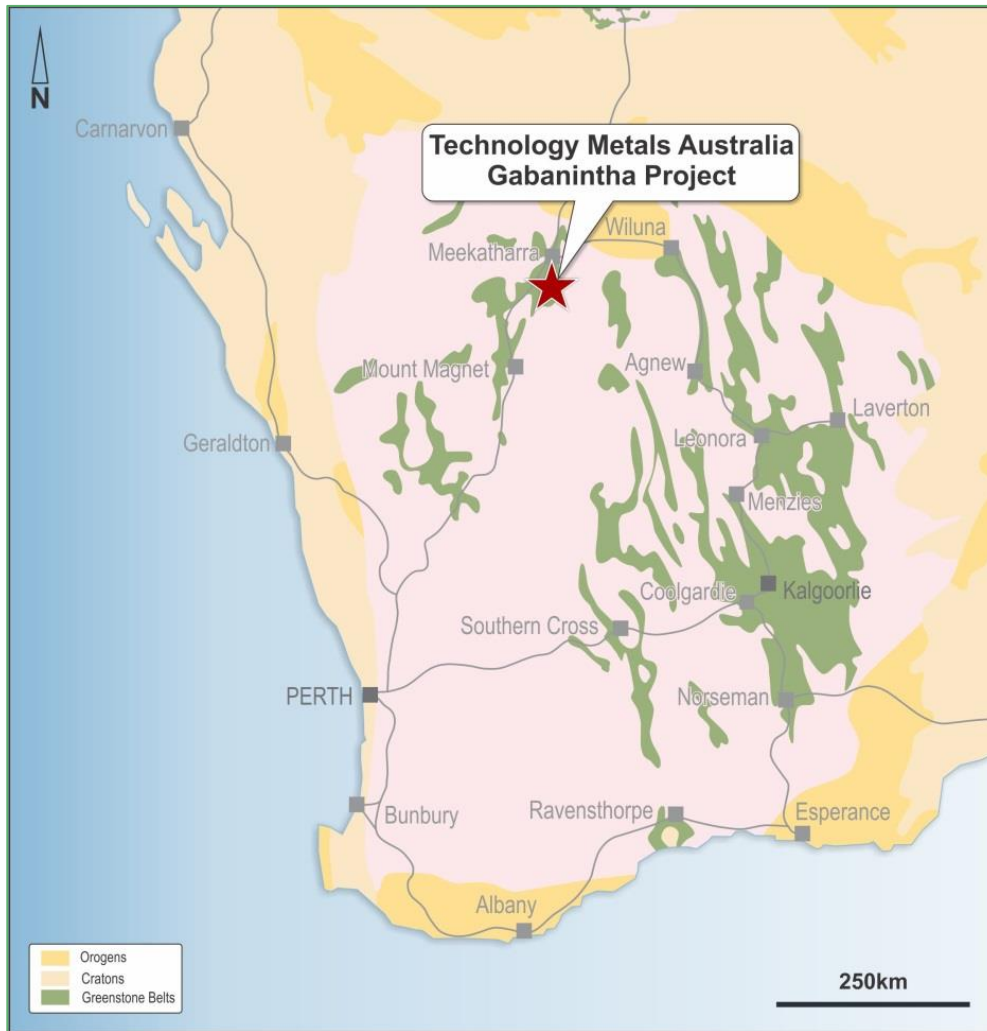
- **Vanadium Redox Batteries (VRB's)** provide an efficient storage and re-supply solution for renewable energy, with high capacity suitable for large-scale applications.
- VRB's – flow batteries – are able to time-shift large amounts of previously generated energy for later use – balancing solar and wind intermittency.
- Provide a grid scale solution – peak shaving, regulating load frequency, driving grid efficiency.
- Suitable for micro grids for remote communities, mine sites, islands etc currently reliant on diesel fired power stations.
- VRB's use vanadium ions in different oxidation states to store energy, using  $V_2O_5$  processed into an electrolyte. Battery capacity can be expanded by adding more storage tanks.

# Advantages of VRB's



- Lifespan of +20 years with very high cycle life (up to 20,000 cycles) and no capacity loss.
- Rapid recharge and discharge, with very fast response time (<70ms).
- Easily scalable into large MW applications.
- Excellent long term charge retention.
- Can discharge to 100% with no performance degradation.
- Only one battery element – vanadium is anode and cathode – unique among flow batteries.
- Improved safety (non-flammable) compared to Li-ion batteries.

# Project Overview

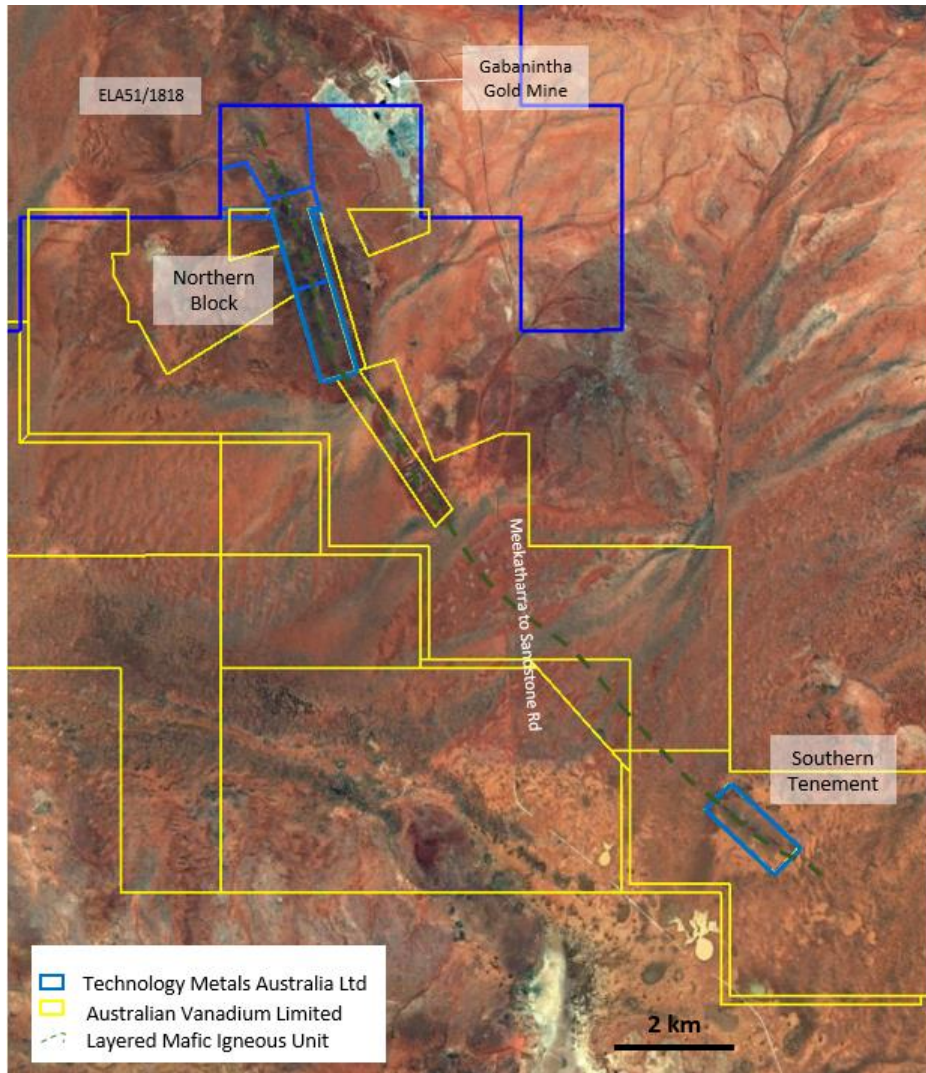


## Gabanintha Vanadium Project

- Located 40km SE of Meekatharra in Western Australia.
- Excellent infrastructure with the Great Northern Highway from Perth passing within 30km of the project.
- Port of Geraldton 500km to the south west accessible via sealed highway.
- On strike from Australian Vanadium Limited's (ASX:AVL) Gabanintha Vanadium project.
- AVL has defined a JORC Code (2012) compliant resource<sup>1</sup> of 91.4Mt at 0.82% V<sub>2</sub>O<sub>5</sub> adjoining TMT's holdings.

1 – ASX announcement by Yellow Rock Resources Limited (ASX: YRR) dated 10 November 2015 ("Report"). Brian Davis and John Tyrell.

# Project Setting



- Five granted tenements – divided in to the Northern Block and Southern Tenement – and one exploration licence application.
- Mineralisation is hosted by a layered mafic igneous unit – magnetite enriched layers host high grade vanadium and titanium mineralisation.
- The project contains over 5.5km strike length of the mineralised unit.
- Maiden wide spaced RC drilling program in Northern Block returned broad high grade zones (+1.0%  $V_2O_5$ ) from each of 11 traverses.
- Historical drilling<sup>1</sup> on TMT's Southern Tenement has intersected broad zones of high grade vanadium mineralisation.

1 – Refer TMT ASX announcement dated 21 December 2016 for full details of historical drilling.



# RC Drilling Program

***“Exceptional widths and grades from Maiden Drilling Program”***

Initial drilling program over 4.0km of strike length of the Northern Block reported high grade vanadium mineralisation on each of 11 traverses.

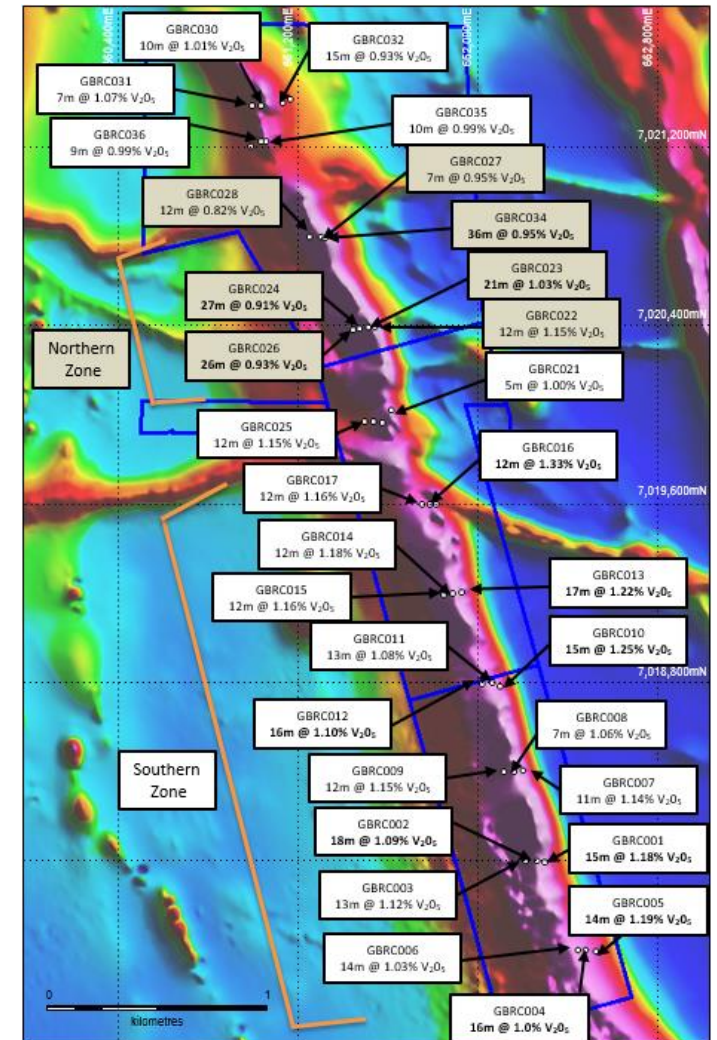
36 holes on traverses nominally 400m apart to an average vertical depth of 160 m

Wide zones of high grade vanadium mineralisation returned from the thickening of the massive magnetite basal unit in the Northern Zone, including;

- 18m at 1.09%  $V_2O_5$  from 58M in GBRC002
- 36m at 0.95%  $V_2O_5$  from surface in GBRC034

Southern Zone contains over 2.0km strike length of high grade vanadium mineralisation, including;

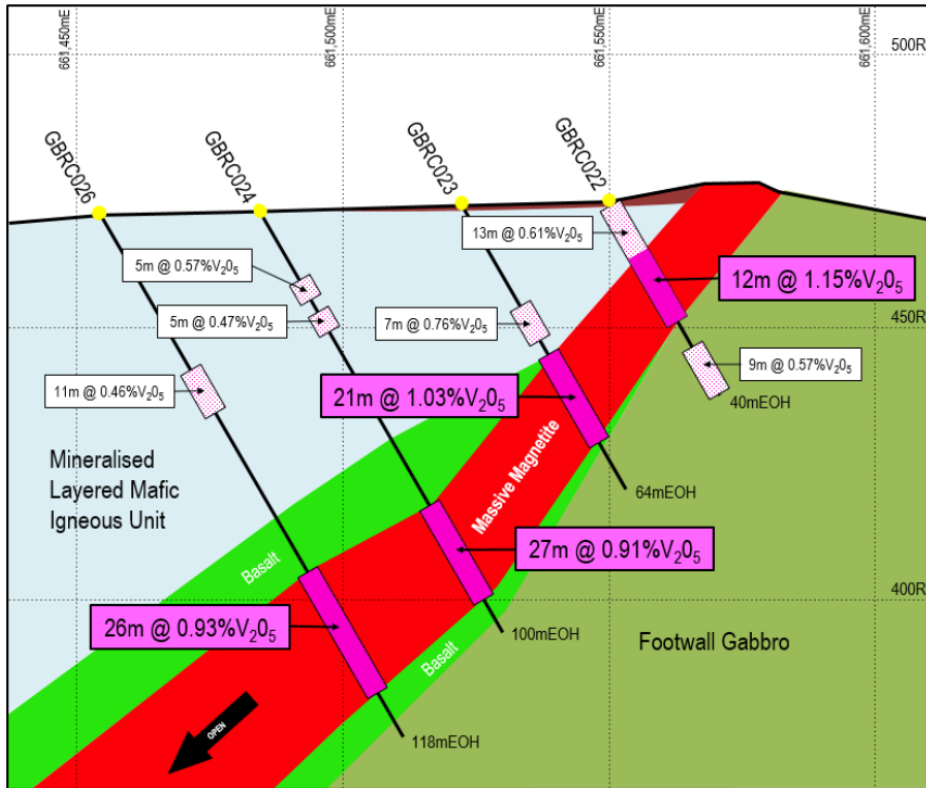
- 12m at 1.33%  $V_2O_5$  from 68M in GBRC016
- 17m at 1.22%  $V_2O_5$  from 19M in GBRC013



Gabanintha Vanadium Project – Northern Block

**Note:** Refer TMT ASX announcement dated 19 April 2017 for full details of drilling data.

# Geological Control



Section 0400N – Wide High Grade Mineralisation with Thickening of the Massive Magnetite Zone

- Single broad continuous high grade basal mineralised zone (massive magnetite) overlain by multiple medium grade zones.
- Mineralisation extends to surface and outcrops along majority of strike length.
- Massive magnetite zone dips at 55 to 60° to the west.
- Thickening of high grade mineralisation in north and presence of multiple medium grade zones up dip expected to have a materially positive impact on project economics.
- Excellent geological (visual) control on high grade basal mineralised zone.

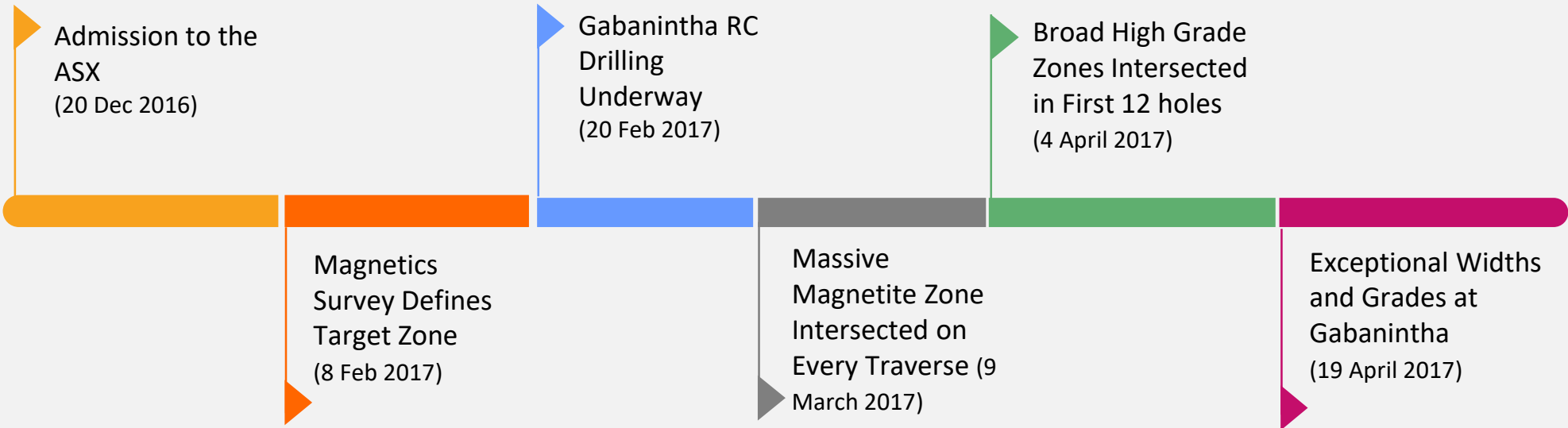


# Delivering Results

***“TMT hit the ground running post listing”***

***December 2016***

***April 2017***



***“Significant milestones achieved”***

***Andrew Shearer PAC Partners 30 May 2017***

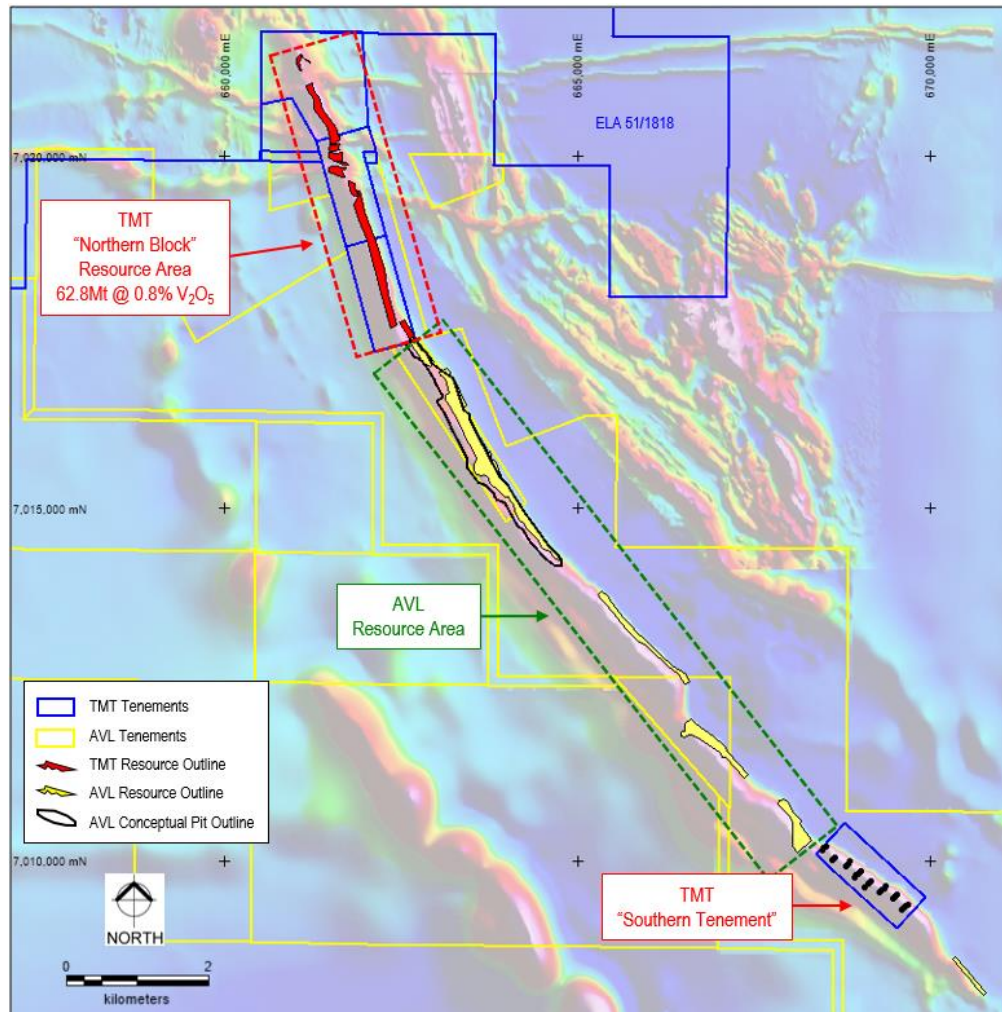
# Maiden Inferred Resource<sup>1</sup>

- Exceptional high grade resource of 29.5Mt at 1.1% V<sub>2</sub>O<sub>5</sub> and 12.6% TiO<sub>2</sub> within consistent, continuous basal massive magnetite zone.
- Places the Gabanintha Vanadium Project comfortably amongst the highest grade vanadium deposits in the World.
- Overall maiden resource of 62.8Mt at 0.8% V<sub>2</sub>O<sub>5</sub> and 9.7% TiO<sub>2</sub> well on the way to achieving the Company's initial Exploration Target of 80 – 100Mt at 0.8 to 1.0% V<sub>2</sub>O<sub>5</sub>.
- Resource infill and extensional drilling to commence in the September quarter including diamond drilling for advanced metallurgical testwork.

Mineral Resource estimate for Technology Metals Gabanintha Vanadium Project as at 12 Jun 2017									
Mineralised Zone	Classification	Million Tonnes	V2O5%	Fe%	Al2O3%	SiO2%	TiO2%	LOI%	Density t/m3
Basal massive magnetite	Inferred	29.5	1.1	46.4	6.1	8.2	12.6	1	3.6
Hanging wall disseminated	Inferred	33.2	0.5	26.6	14.9	27.1	7.2	5.1	2.4
<b>Combined Total</b>	<b>Inferred</b>	<b>62.8</b>	<b>0.8</b>	<b>35.9</b>	<b>10.8</b>	<b>18.3</b>	<b>9.7</b>	<b>3.2</b>	<b>2.8</b>
<p>* Note: The Mineral Resource was estimated within constraining wireframe solids using a nominal 0.9% V2O5 lower cut off for the basal massive magnetite zone and using a nominal 0.4% V2O5 lower cut off for the hanging wall disseminated mineralisation zones. The Mineral Resource is quoted from all classified blocks within these wireframe solids above a lower cut-off grade of 0.4% V2O5. Differences may occur due to rounding.</p>									

1 – Refer TMT ASX announcement dated 13 June 2017 for full details of the inferred mineral resource estimation.

# Gabanintha Resource Layout

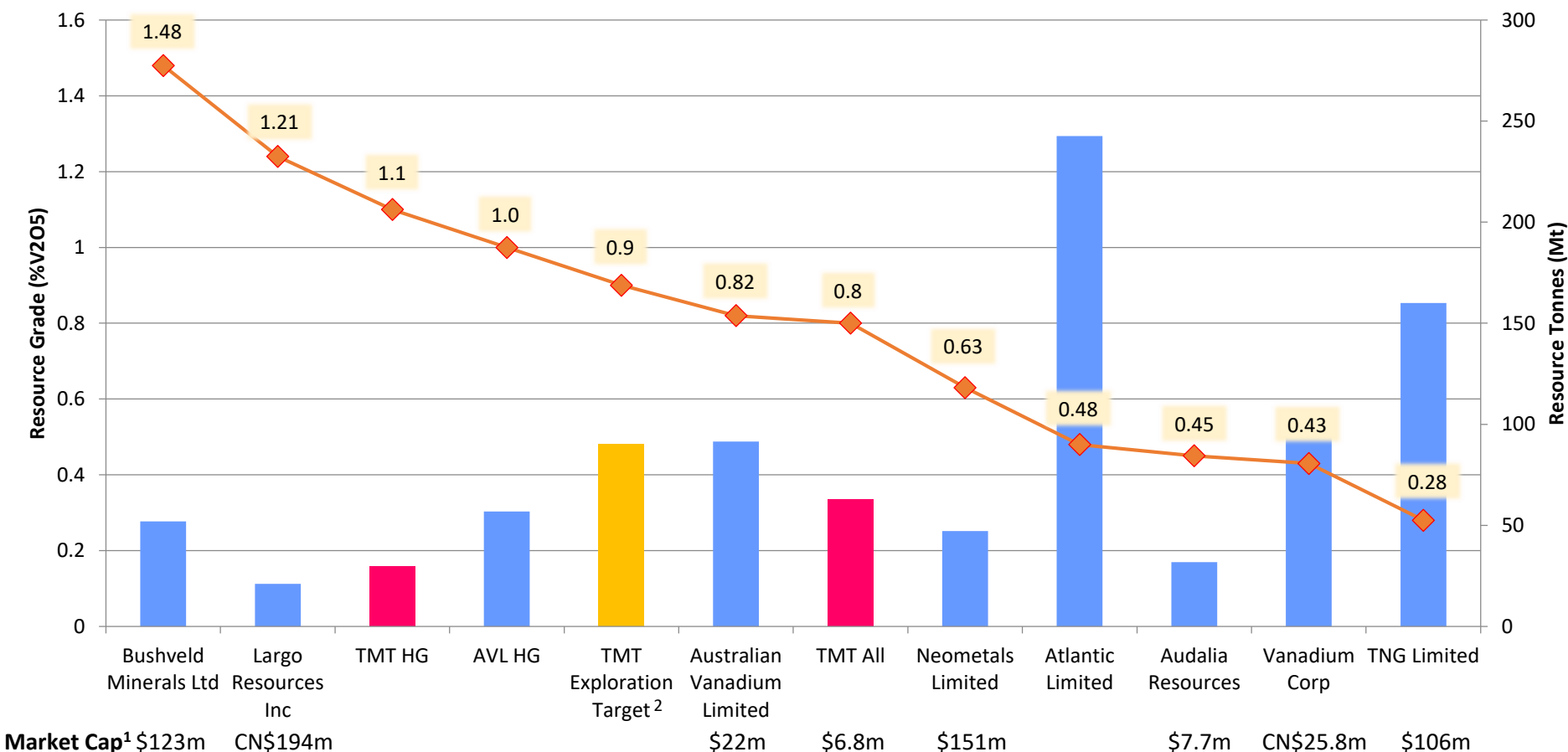


- Gabanintha Inferred Resource “adjoins” and extends to the north from AVL’s resource.
- Appears to be a correlation between outcropping basal massive magnetite zone and resource quality / grade.
- Confirms that Gabanintha Vanadium Project is continuation of geological formation that hosts AVL’s resource.
- Southern Tenement contains ~1.5km of strike of outcropping ironstone interpreted to represent the massive magnetite zone intersected in the Northern Block.

# Global Vanadium Projects



## GRADE IS KEY



1 – Market capitalisation of listed entities as at 9 June 2017. Bushveld Minerals and Neometals hold other significant resource assets. Atlantic Limited no longer listed.

2 – TMT Exploration Target range of 80 – 100 Million tonnes at 0.8 to 1.0 % V<sub>2</sub>O<sub>5</sub>. This target is conceptual in nature; a maiden inferred resource estimate of 62.8Mt at 0.8% V<sub>2</sub>O<sub>5</sub> has been completed by CSA Global based on 36 RC holes. This resource is contained within the area of the Exploration Target – extensions beyond the estimated resource remain to be tested by reverse circulation drilling designed to test the validity of this target.

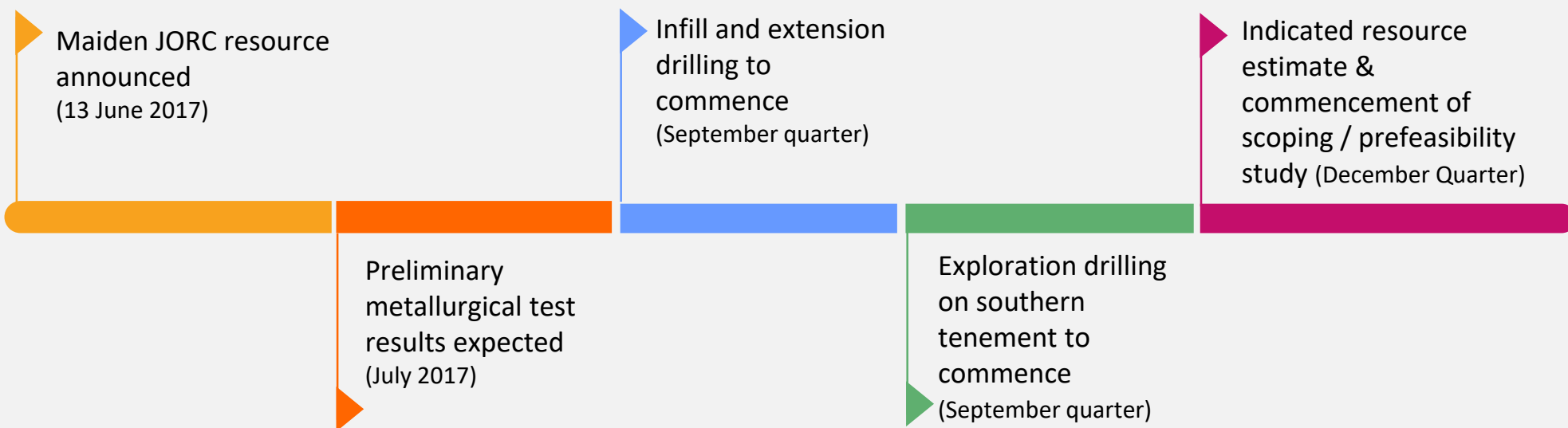
# Gabanintha Strategy



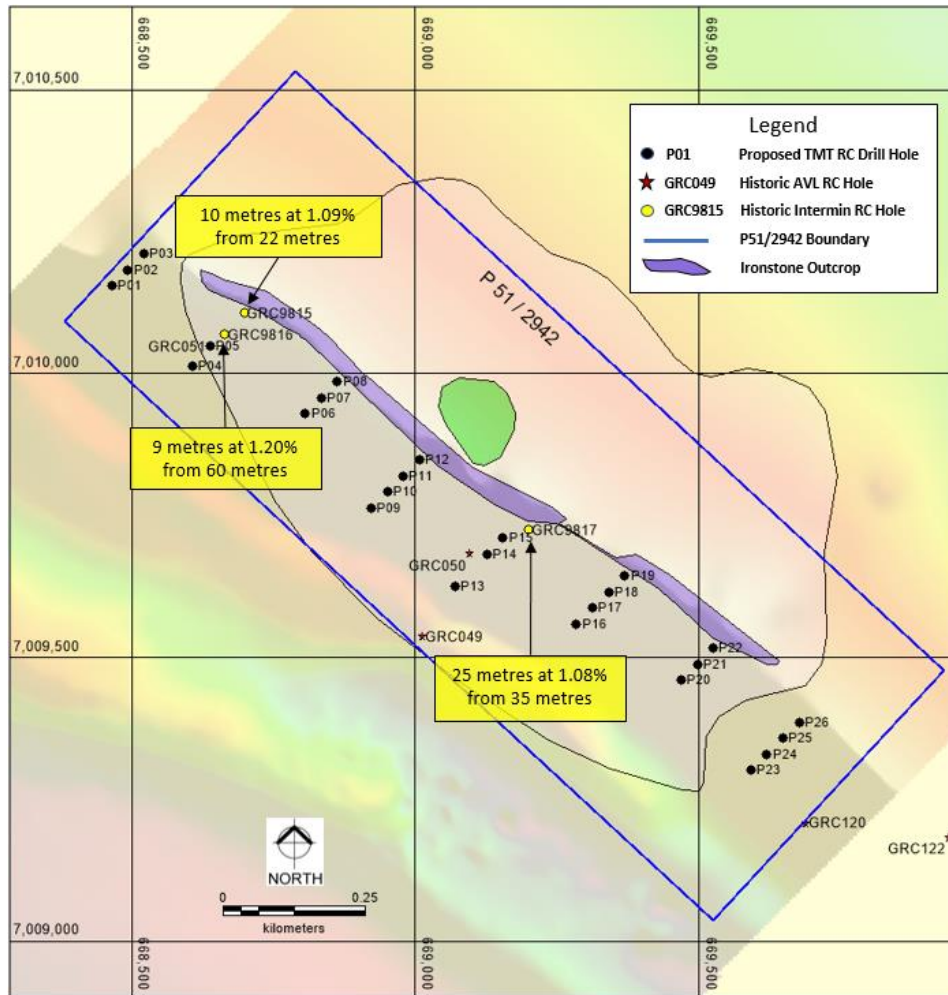
***“Significant milestones achieved”***

*June 2017*

*December 2017*



# Southern Tenement



- Contains ~1.5km of outcropping ironstone interpreted to represent the massive magnetite zone intersected in the Northern Block.
- Historical drilling (6 holes) has intersected layered mafic igneous unit down dip of the outcropping ironstone.
- Intermin drilling<sup>1</sup> (3 holes) intersected broad zones of high grade vanadium mineralisation including 25m at 1.08% V<sub>2</sub>O<sub>5</sub> (AVL drilling not assayed).
- Initial RC drilling planned for the September quarter.

1 – Refer TMT ASX announcement dated 21 December 2016 for full details of historical drilling.



# Summary



**Experienced Board / Management** team focused on delivering shareholder returns.

**Minimal geological / resource risk** with recent drilling leading to definition of maiden inferred resource estimate amongst the highest grade vanadium deposits in the World; on strike from a defined resource.

**Well placed** to feed the expected demand generated from the emerging energy storage (battery) sector in a reducing supply environment.

**Stable, well resourced** Western World mining environment to support project development.

**Team in place** to progress the project through resource definition and development phases as well as identify and evaluate opportunities in a wide range of technology metals including vanadium, lithium, graphite and cobalt.

You can contact us at:

Suite 9, 330 Churchill Ave  
Subiaco WA 6008  
AUSTRALIA

Ph: +61 8 6489 1600

Fax: +61 8 6489 1601

Ian Prentice: [ian@tmtlimited.com.au](mailto:ian@tmtlimited.com.au)

Michael Fry: [michael@tmtlimited.com.au](mailto:michael@tmtlimited.com.au)

Website: [www.tmtlimited.com.au](http://www.tmtlimited.com.au)

